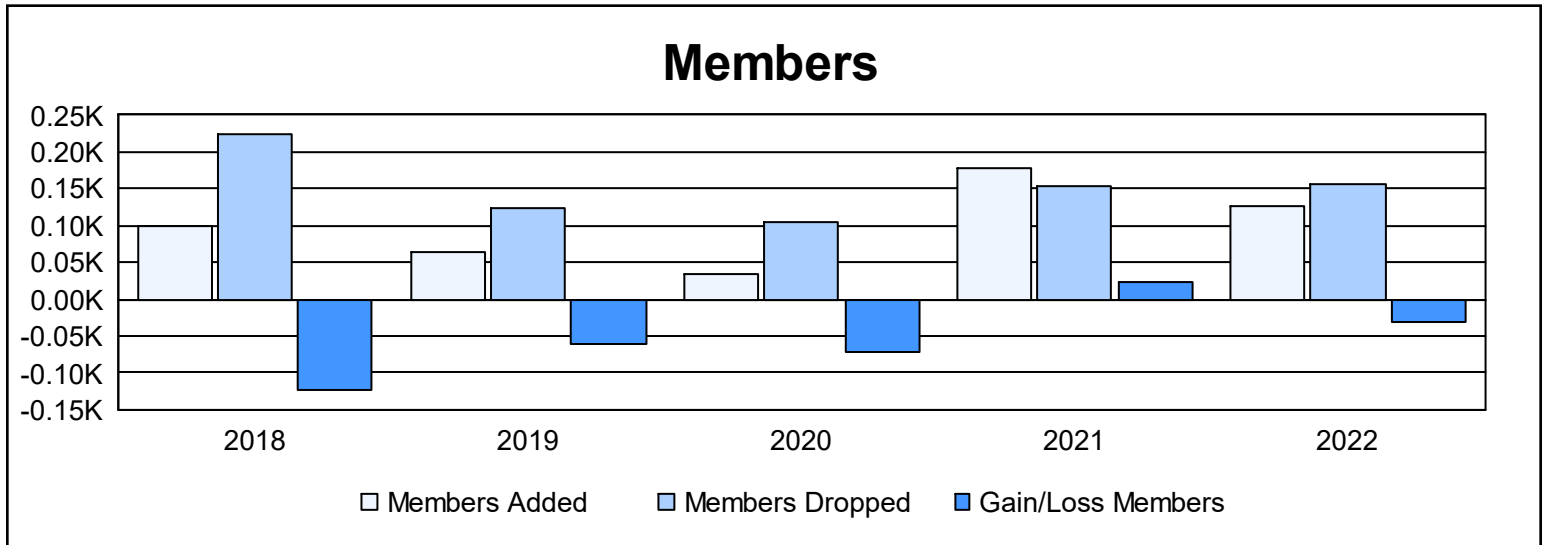
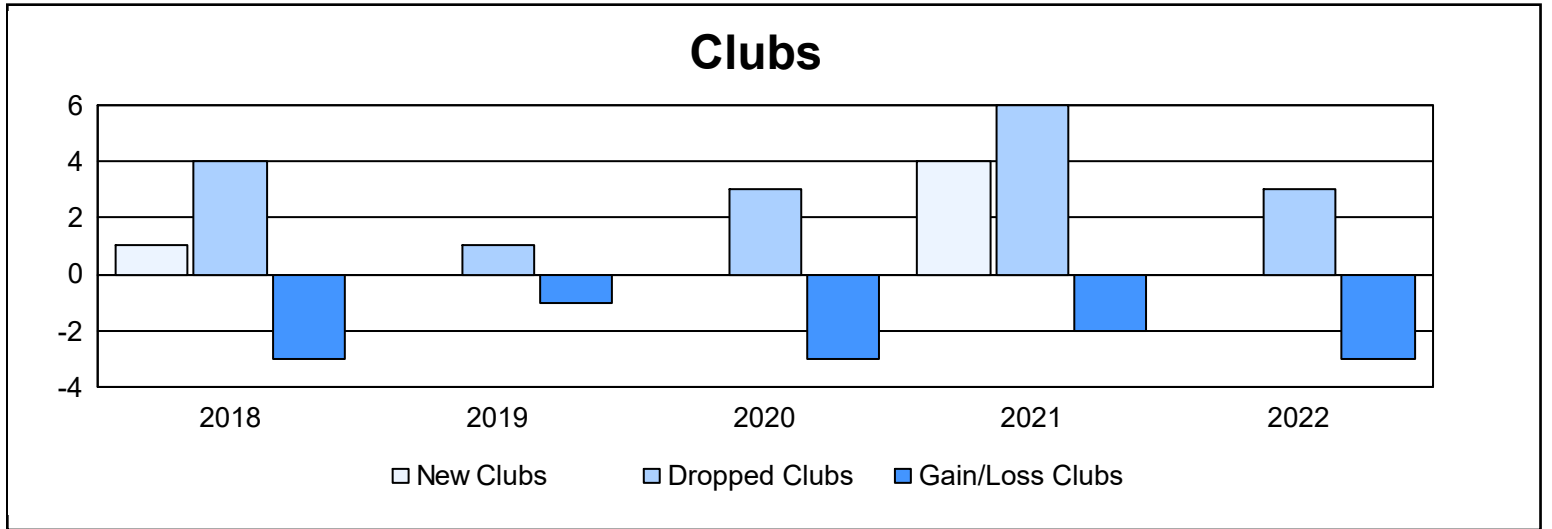
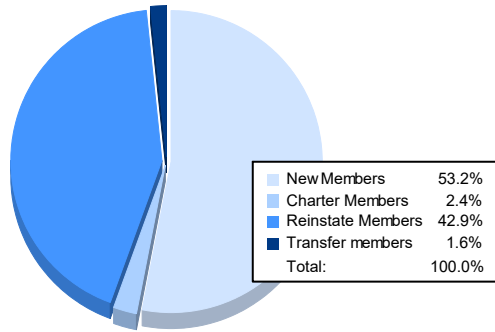


| Year | New Clubs | Dropped Clubs | Gain/ Loss Clubs | New Members | Charter Members | Reinstate Members | Transfer Members | Total Member Added | Total Members Dropped | Gain/ Loss Members |
|----------------|-----------|---------------|------------------|-------------|-----------------|-------------------|------------------|--------------------|-----------------------|--------------------|
| 2017-2018 | 1 | 4 | -3 | 53 | 29 | 17 | 1 | 100 | 224 | -124 |
| 2018-2019 | 0 | 1 | -1 | 48 | 0 | 17 | 0 | 65 | 125 | -60 |
| 2019-2020 | 0 | 3 | -3 | 25 | 0 | 8 | 0 | 33 | 104 | -71 |
| 2020-2021 | 4 | 6 | -2 | 56 | 87 | 29 | 5 | 177 | 154 | 23 |
| 2021-2022 | 0 | 3 | -3 | 67 | 3 | 54 | 2 | 126 | 157 | -31 |
| Average | 1 | 3 | -2 | 50 | 24 | 25 | 2 | 100 | 153 | -53 |



Membership Composition June 2022 Cumulative



Gender Composition June 2022 Cumulative

